

**KENNETH SPENCER**  
**Benton County Treasurer**

---

PO Box 630, Prosser, WA 99350

Prosser 509-786-2255 Fax 786-5628  
509-736-3087

Kennewick 509-735-8505 Fax 736-2705

[www.bentoncountytax.com](http://www.bentoncountytax.com)

# **Benton County**

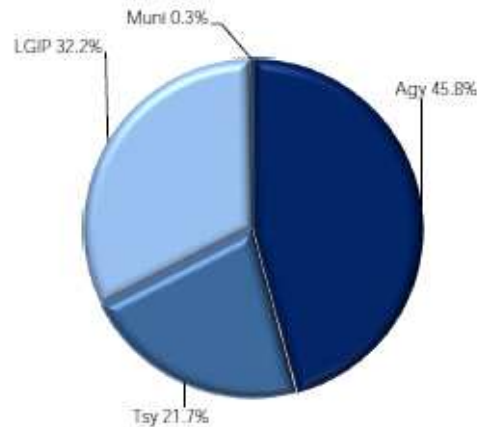
# **Treasurer's Investment Pool**

# **1<sup>st</sup> Quarter 2017**

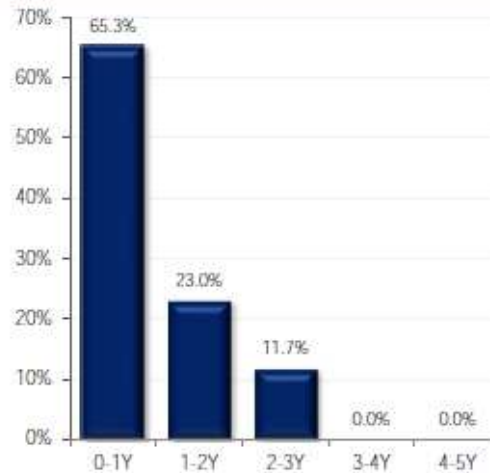
# **Treasurer's Investment Pool Participants**

- **County Funds**
- **Hanford Area Economic Investment Fund**
- **Richland School District #400**
- **Paterson School District #50**
- **Prosser School District #116 \*joined 9/1/2016**
- **Kiona-Benton School District #52**
- **Kennewick School District #17**
- **Finley School District #53**
- **Port of Kennewick**
- **Columbia Irrigation District**
- **Kiona Irrigation District**
- **Benton County Fire District #1**
- **Benton County Fire District #2**
- **West Benton Regional Fire Authority**
- **Benton County Fire District #4**
- **Diking District**
- **Weed District**
- **Mosquito District \*joined 2/2017**

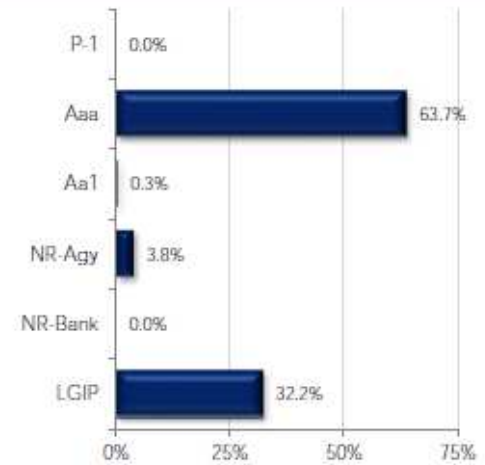
**SECTOR ALLOCATION**



**MATURITY DISTRIBUTION**



**CREDIT QUALITY (MOODY'S)**



Per Book Value

**ACCOUNT SUMMARY**

	3/31/17	9/30/16
Market Value	\$211,320,596	\$223,255,872
Book Value	\$211,786,608	\$223,764,608
Variance	-\$466,012	-\$508,736
Par Value	\$211,899,830	\$223,900,582
Net Asset Value	\$99.780	\$99.773
Purchase Yield	0.83%	0.78%
Years to Maturity	0.82	0.94
Effective Duration	0.77	0.91

\*Book Value is held at cost

Per Book Value

**MONTH-END PORTFOLIO BOOK YIELD**



NR: Not Rated

**TOP ISSUERS**

Issuer	% Portfolio
Local Gov't Investment Pool	32.2%
U.S. Treasury	21.7%
Federal Home Loan Bank	11.7%
Federal Home Loan Mtg Corp	11.7%
Federal National Mtg Assn	11.1%
Federal Farm Credit Bank	7.5%
Federal Agricultural Mtg Corp	3.8%
Richland School District #400	0.2%
Kiona-Benton SD#52 GO Bond	0.1%

Per Book Value


# 1<sup>st</sup> Quarter Portfolio Activity

## INVESTMENT MATURITIES

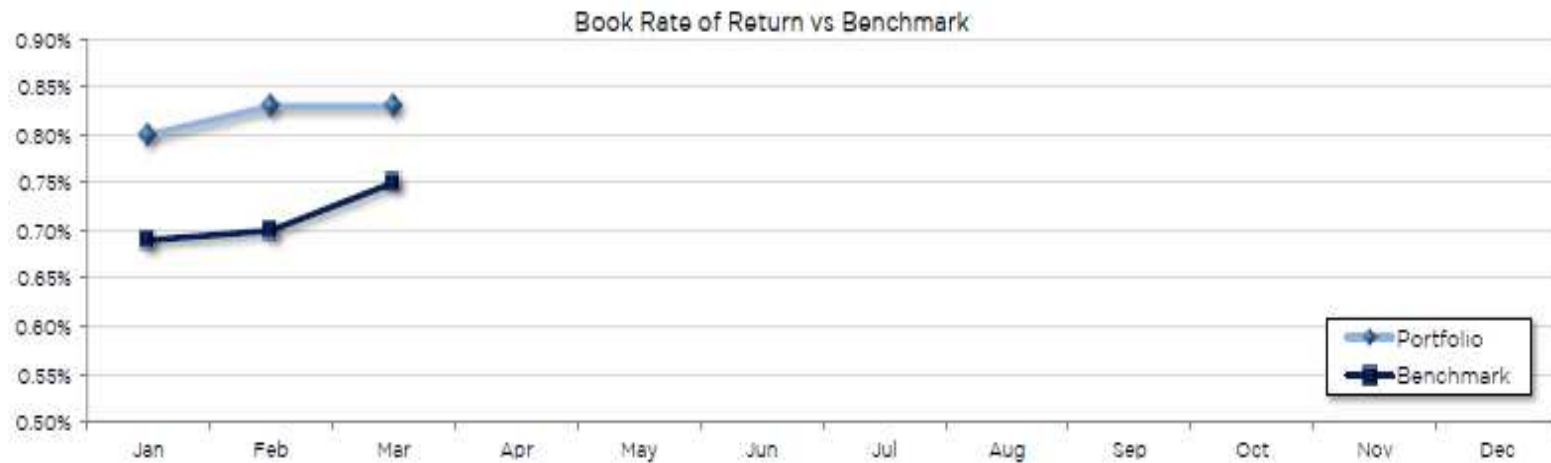
<u>Trans. Date</u>	<u>Issuer</u>	<u>Dealer</u>	<u>Amount</u>	<u>Trans. Type</u>
01/27/2017	FHLMC	UBS Financial	1,000,980.55	Maturity
01/27/2017	FHLMC	Alamo	3,005,875.00	Maturity
01/31/2017	TREASURY	Alamo	1,999,374.73	Maturity
02/28/2017	TREASURY	Alamo	1,000,663.25	Maturity
02/28/2017	TREASURY	Vining Sparks	2,002,136.65	Maturity
03/31/2017	TREASURY	Alamo	2,000,795.85	Maturity
			<b>11,009,826.03</b>	

## INVESTMENT PURCHASES

No Investment Purchases made during 1st Quarter 2017



# Benchmark Tables - TIP



Fiscal YTD	Jan	Feb	Mar	Apr	May	Jun	Jul	Aug	Sep	Oct	Nov	Dec
Book Rate of Rtn	0.80%	0.83%	0.83%									
Custom Benchmark*	0.69%	0.70%	0.75%									
Variance	0.11%	0.13%	0.08%									

\*Benchmark: Monthly LGIP Rate 40%, Bloomberg 1 Year Agy Index 60% (12 Month Mov Avg)

# TIP: Chart by Issuer

