


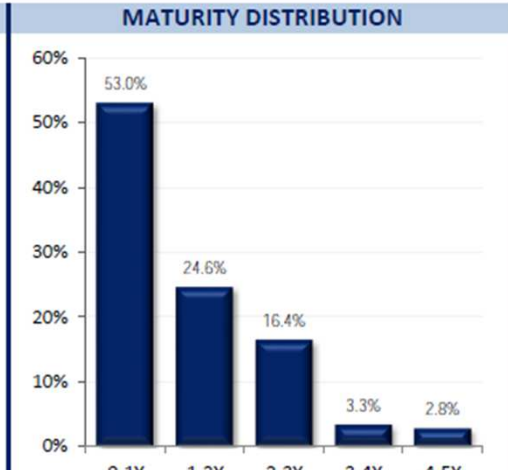
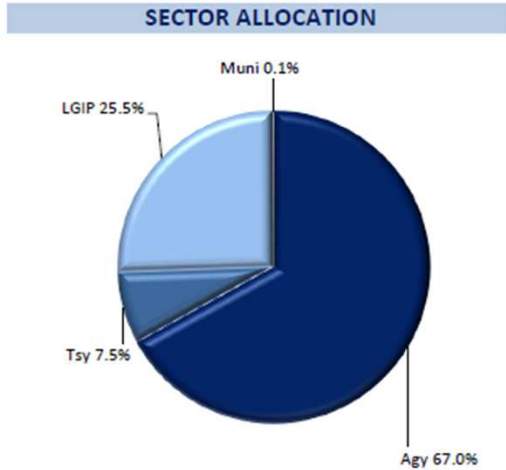


Benton County Treasurer, Kenneth Spencer

Treasurer's Investment Pool 2nd Quarter 2018

TREASURER'S INVESTMENT POOL PARTICIPANTS

- **County Funds**
- **Hanford Area Economic Investment Fund**
- **Diking District**
- **Weed District #1**
- **Mosquito District**
- **School Districts:**
 - Kennewick School District #17**
 - Kiona Benton School District #52**
 - Finley School District #53**
 - Richland School District #400**
 - Prosser School District #116**
 - Paterson School District #50**
- **Fire Districts:**
 - Benton County Fire District #1**
 - Benton County Fire District #2**
 - Benton County Fire District #4**
 - West Benton Regional Fire Authority**
- **Port Districts:**
 - Port of Kennewick**
 - Port of Benton**
- **Irrigation Districts:**
 - Columbia Irrigation District**
 - Kiona Irrigation District**



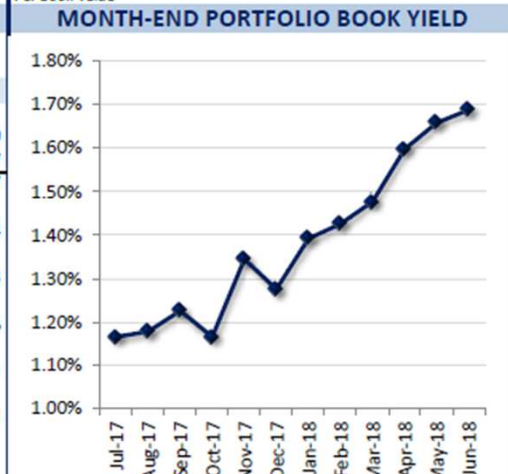
Per Book Value

Per Book Value

NR: Not Rated

ACCOUNT SUMMARY

	6/30/18	3/31/18
Market Value	\$393,153,360	\$387,720,370
Book Value	\$396,218,581	\$390,640,387
Variance	-\$3,065,221	-\$2,920,017
Par Value	\$396,777,109	\$390,952,404
Net Asset Value	\$99.226	\$99.253
Purchase Yield	1.69%	1.48%
Years to Maturity	1.11	1.05
Effective Duration	1.05	1.04



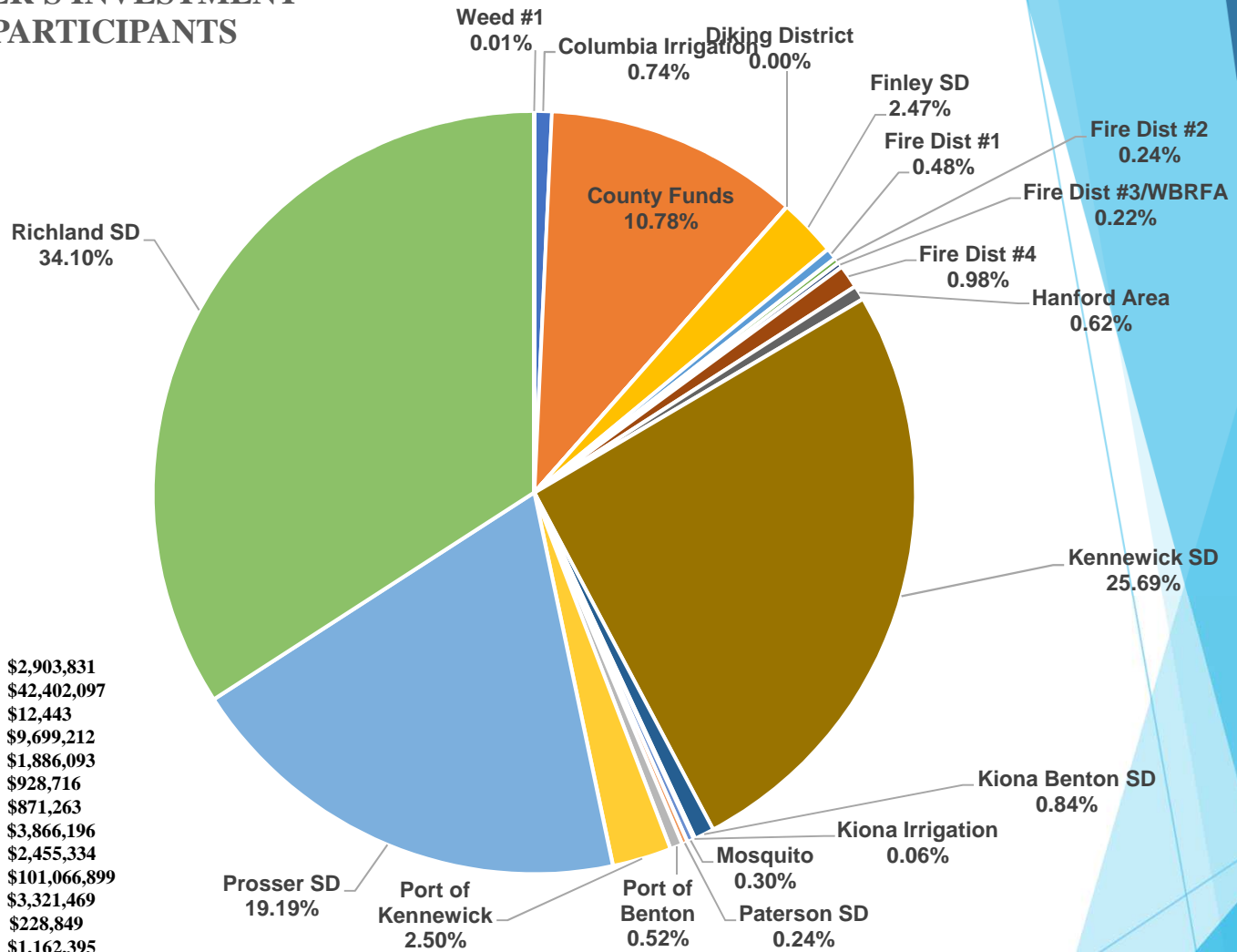
TOP ISSUERS

Issuer	% Portfolio
Local Gov't Investment Pool	25.5%
Federal Farm Credit Bank	17.9%
Federal Home Loan Bank	17.6%
Federal Home Loan Mtg Corp	11.2%
Federal Agricultural Mtg Corp	10.8%
Federal National Mtg Assn	9.4%
U.S. Treasury	7.5%
Richland School District #400	0.1%

*Book Value is held at cost

Per Book Value

TREASURER'S INVESTMENT POOL PARTICIPANTS



Columbia Irrigation	\$2,903,831
County Funds	\$42,402,097
Diking District	\$12,443
Finley SD	\$9,699,212
Fire District#1	\$1,886,093
Fire District#2	\$928,716
WBRFA	\$871,263
Fire District #4	\$3,866,196
Hanford Area	\$2,455,334
Kennewick SD	\$101,066,899
Kiona Benton SD	\$3,321,469
Kiona Irrigation	\$228,849
Mosquito District	\$1,162,395
Paterson SD	\$949,879
Port of Benton	\$2,042,485
Port of Kennewick	\$9,852,248
Prosser SD	\$75,498,956
Richland SD	\$134,141,554
Weed District	\$48,681

TOTAL PORTFOLIO ENDING 06/30/2018

\$393,338,606

2nd Quarter 4/01/2018-6/30/2018

PURCHASES

Purchase Date	Issuer	Dealer	Amount
04/04/2018	USTR	VINING SPARKS	\$ 2,000,000.00
04/05/2018	FNMA	KEYBANC	\$ 2,000,000.00
04/10/2018	FFCB	VINING SPARKS	\$ 3,000,000.00
04/12/2018	USTR	VINING SPARKS	\$ 9,000,000.00
04/16/2018	FHLB	WELLS FARGO	\$ 4,000,000.00
04/19/2018	FFCB	KEYBANC	\$ 1,300,000.00
04/20/2018	FHLB	KEYBANC	\$ 3,000,000.00
04/27/2018	FFCB	WELLS FARGO	\$ 5,000,000.00
05/04/2018	FFCB	WELLS FARGO	\$ 3,000,000.00
05/04/2018	FFCB	KEYBANC	\$ 5,000,000.00
05/21/2018	FFCB	VINING SPARKS	\$ 3,000,000.00
05/30/2018	FHLMC	VINING SPARKS	\$ 3,000,000.00
			\$ 43,300,000.00

REDEMPTIONS

Maturity Date	Issuer	Dealer	Par Value
04/18/2018	FFCB	WELLS FARGO	\$ 3,000,000.00
04/30/2018	USTR	ALAMO	\$ 5,000,000.00
05/21/2018	FNMA	UBS	\$ 2,000,000.00
05/31/2018	USTR	ALAMO	\$ 5,000,000.00
06/29/2018	FHLB	KEYBANC	\$ 4,000,000.00
			\$ 19,000,000.00