



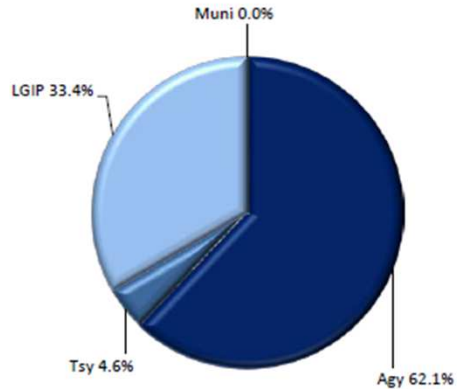
Benton County Treasurer, Kenneth Spencer

Treasurer's Investment Pool 4th Quarter 2018

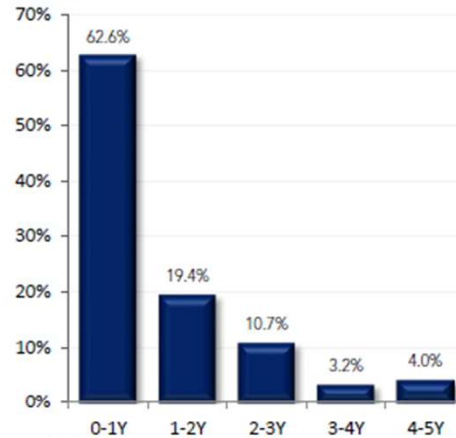
TREASURER'S INVESTMENT POOL PARTICIPANTS

- **County Funds**
- **Hanford Area Economic Investment Fund**
- **Diking District**
- **Weed District #1**
- **Mosquito District**
- **School Districts:**
 - Kennewick School District #17**
 - Kiona Benton School District #52**
 - Finley School District #53**
 - Richland School District #400**
 - Prosser School District #116**
 - Paterson School District #50**
- **Fire Districts:**
 - Benton County Fire District #1**
 - Benton County Fire District #2**
 - Benton County Fire District #4**
 - West Benton Regional Fire Authority**
- **Port Districts:**
 - Port of Kennewick**
 - Port of Benton**
- **Irrigation Districts:**
 - Columbia Irrigation District**
 - Kiona Irrigation District**

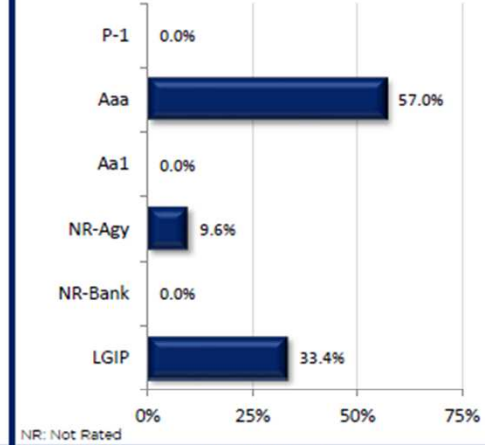
SECTOR ALLOCATION



MATURITY DISTRIBUTION



CREDIT QUALITY (MOODY'S)



Per Book Value

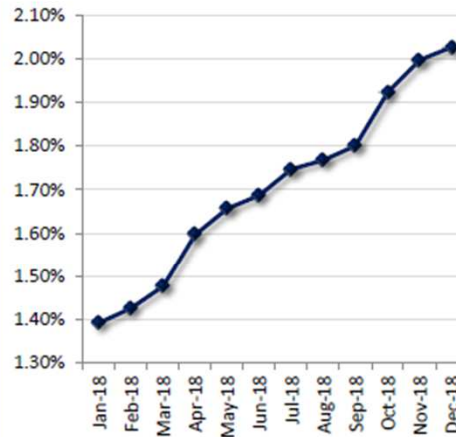
ACCOUNT SUMMARY

| | 12/31/18 | 9/30/18 |
|--------------------|---------------|---------------|
| Market Value | \$369,325,585 | \$368,798,742 |
| Book Value | \$370,962,879 | \$371,985,375 |
| Variance | -\$1,637,294 | -\$3,186,633 |
| Par Value | \$371,431,944 | \$372,464,987 |
| Net Asset Value | \$99.559 | \$99.143 |
| Purchase Yield | 2.03% | 1.80% |
| Years to Maturity | 1.04 | 1.03 |
| Effective Duration | 0.99 | 0.99 |

*Book Value is held at cost

Per Book Value

MONTH-END PORTFOLIO BOOK YIELD



NR: Not Rated

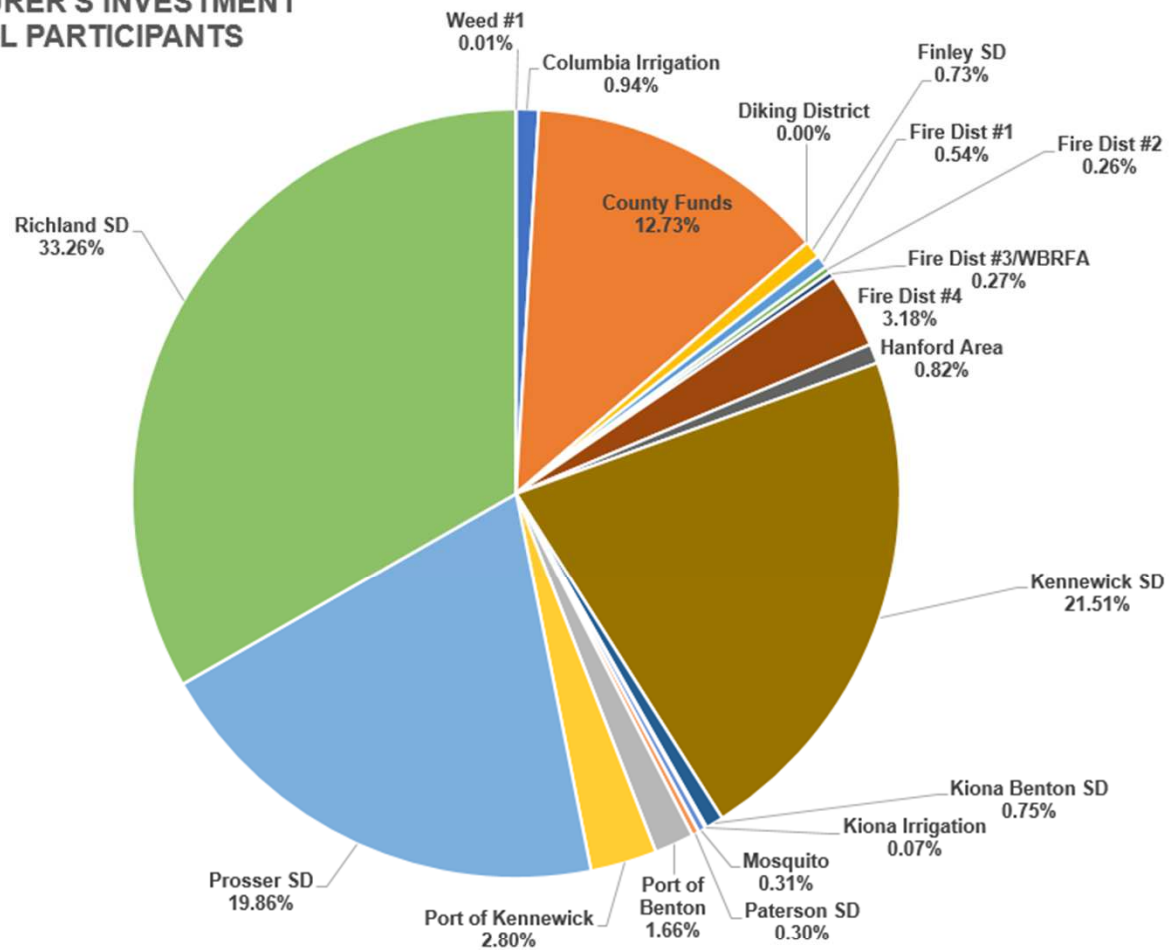
TOP ISSUERS

| Issuer | % Portfolio |
|-------------------------------|-------------|
| Local Gov't Investment Pool | 33.4% |
| Federal Farm Credit Bank | 19.4% |
| Federal Home Loan Bank | 15.3% |
| Federal Agricultural Mtg Corp | 9.6% |
| Federal Home Loan Mtg Corp | 8.9% |
| Federal National Mtg Assn | 8.8% |
| U.S. Treasury | 4.6% |

Per Book Value

| Entity | Amount |
|---------------------|--------------------------|
| Columbia Irrigation | \$ 3,443,502.69 |
| County Funds | \$ 46,405,992.42 |
| Diking District | \$ 17,677.24 |
| Finley SD | \$ 2,673,399.84 |
| Fire Dist #1 | \$ 1,974,286.88 |
| Fire Dist #2 | \$ 954,463.42 |
| Fire Dist #3/WBRFA | \$ 967,002.61 |
| Fire Dist #4 | \$ 11,575,151.76 |
| Hanford Area | \$ 2,979,646.91 |
| Kennewick SD | \$ 78,388,599.68 |
| Kiona Benton SD | \$ 2,729,461.03 |
| Kiona Irrigation | \$ 251,245.24 |
| Mosquito | \$ 1,125,672.22 |
| Paterson SD | \$ 1,098,872.83 |
| Port of Benton | \$ 6,045,692.97 |
| Port of Kennewick | \$ 10,188,970.82 |
| Prosser SD | \$ 72,381,830.26 |
| Richland SD | \$ 121,216,061.17 |
| Weed #1 | \$ 48,217.80 |
| TOTAL | \$ 364,465,747.79 |

TREASURER'S INVESTMENT POOL PARTICIPANTS



4th Quarter 10/01/2018-12/31/2018

PURCHASES

| Purchase Date | Issuer | Dealer | Amount |
|---------------|--------|---------------|-------------------------|
| 10/04/2018 | FHLB | VINING SPARKS | \$ 3,000,000.00 |
| 10/05/2018 | FFCB | KEYBANC | \$ 3,000,000.00 |
| 11/06/2018 | FFCB | VINING SPARKS | \$ 4,000,000.00 |
| 11/15/2018 | FFCB | VINING SPARKS | \$ 7,000,000.00 |
| | | | \$ 17,000,000.00 |

REDEMPTIONS

| Maturity Date | Issuer | Dealer | Amount |
|---------------|--------|-------------------|-------------------------|
| 10/12/2018 | FHLMC | WELLS FARGO | \$ 4,575,000.00 |
| 10/26/2018 | FHLMC | GOVT PERSPECTIVES | \$ 1,000,000.00 |
| 10/26/2018 | FNMA | GOVT PERSPECTIVES | \$ 2,500,000.00 |
| 11/16/2018 | FFCB | WELLS FARGO | \$ 5,000,000.00 |
| 11/21/2018 | FAMCA | VINING SPARKS | \$ 6,000,000.00 |
| 11/23/2018 | FHLMC | WELLS FARGO | \$ 5,000,000.00 |
| 11/30/2018 | USTR | GOVT PERSPECTIVES | \$ 5,000,000.00 |
| 11/30/2018 | USTR | DA DAVIDSON | \$ 3,000,000.00 |
| 12/01/2018 | RICHSD | DA DAVIDSON | \$ 250,000.00 |
| 12/03/2018 | FFCB | INCAPITAL | \$ 5,000,000.00 |
| | | | \$ 37,325,000.00 |