

KENNETH SPENCER
Benton County Treasurer

PO Box 630, Prosser, WA 99350

Prosser 509-786-2255 Fax 786-5628
509-736-3087

Kennewick 509-735-8505 Fax 736-2705

www.bentoncountytax.com

Benton County

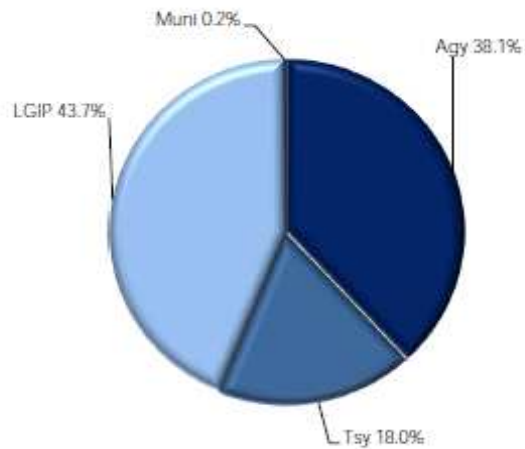
Treasurer's Investment Pool

2nd Quarter 2017

Treasurer's Investment Pool Participants

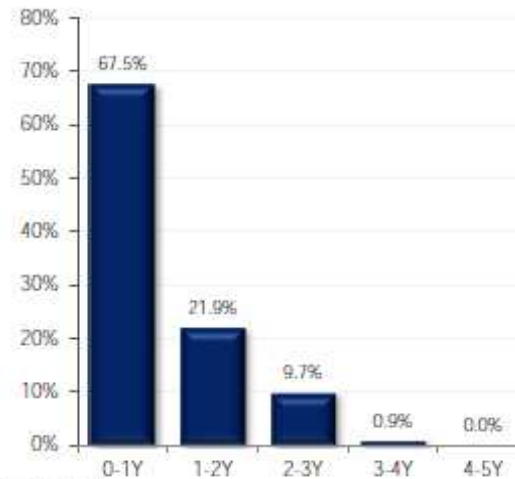
- **County Funds**
- **Hanford Area Economic Investment Fund**
- **Richland School District #400**
- **Paterson School District #50**
- **Prosser School District #116**
- **Kiona-Benton School District #52**
- **Kennewick School District #17**
- **Finley School District #53**
- **Port of Kennewick**
- **Columbia Irrigation District**
- **Kiona Irrigation District**
- **Benton County Fire District #1**
- **Benton County Fire District #2**
- **West Benton Regional Fire Authority**
- **Benton County Fire District #4**
- **Diking District**
- **Weed District**
- **Mosquito District**

SECTOR ALLOCATION



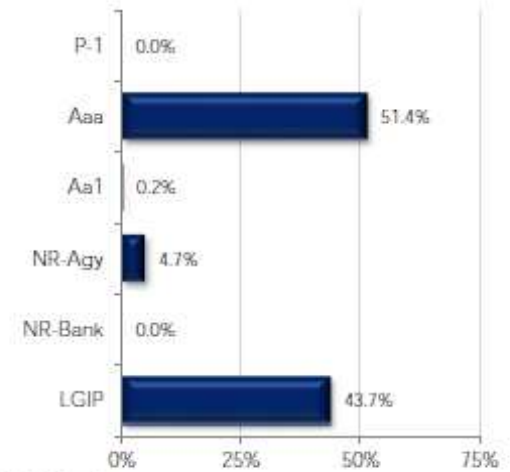
Per Book Value

MATURITY DISTRIBUTION



Per Book Value

CREDIT QUALITY (MOODY'S)



NR: Not Rated

ACCOUNT SUMMARY

	6/30/17	3/31/17
Market Value	\$351,453,817	\$211,320,596
Book Value	\$352,147,288	\$211,786,608
Variance	-\$693,471	-\$466,012
Par Value	\$352,321,687	\$211,899,830
Net Asset Value	\$99.803	\$99.780
Purchase Yield	0.98%	0.83%
Years to Maturity	0.70	0.82
Effective Duration	0.69	0.77

*Book Value is held at cost

MONTH-END PORTFOLIO BOOK YIELD



TOP ISSUERS

Issuer	% Portfolio
Local Gov't Investment Pool	43.7%
U.S. Treasury	18.0%
Federal Home Loan Bank	9.7%
Federal Home Loan Mtg Corp	9.4%
Federal National Mtg Assn	7.3%
Federal Farm Credit Bank	7.0%
Federal Agricultural Mtg Corp	4.7%
Richland School District #400	0.1%
Kiona-Benton SD#52 GO Bond	0.1%

Per Book Value

2nd Quarter Portfolio Activity

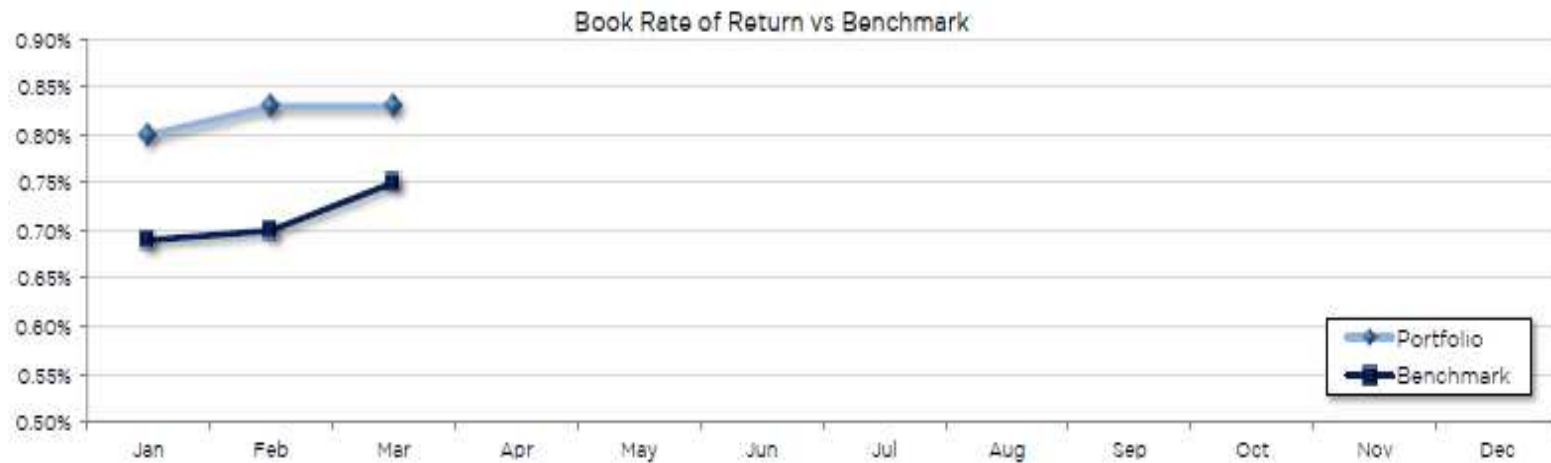
INVESTMENT MATURITIES

<u>Date</u>	<u>Issuer</u>	<u>Dealer</u>	<u>Amount</u>	<u>Type</u>
4/20/2017	FHLB	Great Pacific	1,800,463.00	Maturity
4/20/2017	FHLB	Alamo	1,000,623.86	Maturity
5/31/2017	Treasury	Piper Jaffray	999,965.66	Maturity
5/31/2017	Treasury	Alamo	3,002,765.44	Maturity
6/30/2017	Treasury	Vining Sparks	999,564.92	Maturity
6/30/2017	Treasury	Alamo	2,506,591.43	Maturity
			10,309,974.31	

INVESTMENT PURCHASES

<u>Date</u>	<u>Issuer</u>	<u>Dealer</u>	<u>Amount</u>	<u>Type</u>
04/06/2017	FAMCA	Vining	3,004,245.83	Purchase
04/27/2017	FFCB	InCapital	2,995,500.00	Purchase
05/09/2017	FFCB	KeyBanc	1,847,965.00	Purchase
05/24/2017	FAMCA	Vining	3,000,000.00	Purchase
05/24/2017	FHLB	Vining	4,994,768.75	Purchase
05/24/2017	FHLMC	Gov't Perspective	2,714,983.13	Purchase
05/25/2017	FHLB	Alamo	3,004,836.33	Purchase
06/16/2017	Treasury	Alamo	4,978,991.17	Purchase
06/16/2017	Treasury	Alamo	4,985,662.57	Purchase
06/16/2017	Treasury	Alamo	4,983,416.44	Purchase
06/19/2017	FFCB	Wells Fargo	4,994,793.06	Purchase
06/20/2017	FAMCA	Vining	1,002,224.44	Purchase
06/20/2017	FAMCA	Vining	2,009,233.33	Purchase
06/23/2017	FHLB	Wells Fargo	2,996,316.67	Purchase
06/23/2017	FHLMC	Vining	3,002,413.33	Purchase
06/27/2017	Treasury	Gov't Perspective	4,983,610.74	Purchase
06/27/2017	Treasury	Gov't Perspective	4,984,157.27	Purchase
06/29/2017	FHLMC	Wells Fargo	4,557,713.49	Purchase
			65,040,831.55	

Benchmark Tables - TIP



Fiscal YTD	Jan	Feb	Mar	Apr	May	Jun	Jul	Aug	Sep	Oct	Nov	Dec
Book Rate of Rtn	0.80%	0.83%	0.83%									
Custom Benchmark*	0.69%	0.70%	0.75%									
Variance	0.11%	0.13%	0.08%									

*Benchmark: Monthly LGIP Rate 40%, Bloomberg 1 Year Agy Index 60% (12 Month Mov Avg)

TIP: Chart by Issuer

